



ROVICAR

Motorized Feeding Cart

- **The first of a new generation of motorized feeders, this one, with its numerous available options, offers much more than the market has seen up until now.**



Rovicar is built to order according to the needs of the individual dairy producer. Certain features are offered as options. Features, specifications and dimensions are subject to change without notice.

**Rovicar, the only motorized feeder that answers all your needs.
We can equip it with:**



A front loader (bucket, shovel) allowing you to fill it with the material to be distributed, for example: load hay bales up to a maximum of 3 feet or other materials such as wood shavings, straw, sawdust etc. This option gives the machine remarkable versatility allowing you to use it for different applications as you see fit and that you were in the habit of doing by hand in the past.



A spreader allowing you to spread material (straw, sawdust, wood shavings, etc) for bedding under the cows and numerous other uses you consider pertinent.



Lateral brush allowing you to clean floors such as stable alleys, stalls and others.

Reliability and ease of maintenance



Robust construction, mechanically straightforward but very efficient, equipped with a unique hydraulic system that ensures exceptional performance as well as high reliability. This is an outstanding multifunctional machine that can be used to accomplish a variety of tasks thus saving you both time and money.

Other available options

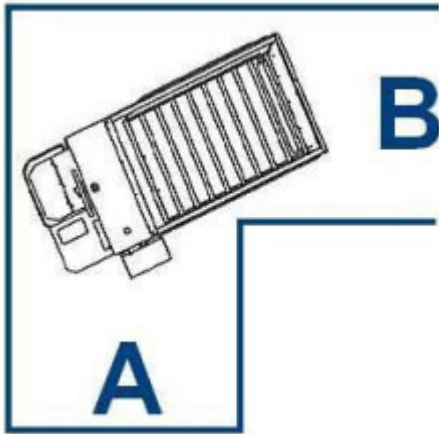


- Electric starter
- 11 HP motor
- Long hay thresher
- Optional 4 front wheels instead of 2
(2 wheels standard on models 5642, 7042, 9542 and 12048)
- Front and rear wheels with tires filled with puncture eliminating polymer
- An elevated option is offered on equipment classes 5636, 7036, 9036 as well as 7042. (This option is perfectly suited to free style barns as well as any other requirements you deem appropriate)
- Front wheels std. = optional
- Rear wheels std. = optional

Specifications

MODEL	MOTOR HP	TUB CAPACITY ft ³ / m ³	LENGTH In / mm	WIDTH In / mm	HEIGHT In / mm	WEIGHT Lbs / Kg
RC 4530	9	45 / 1.28	94 / 2388	36 / 914	65 / 1651	1100 / 499
RC 5636	9	56 / 1.60	94 / 2388	42 / 1067	65 / 1651	1200 / 544
RC 5642	9	65 / 1.85	94 / 2388	48 / 1219	65 / 1651	1370 / 621
RC 7036	9	70 / 2	104 / 2642	42 / 1067	65 / 1651	1265 / 574
RC 7042	9	82 / 2.34	104 / 2642	48 / 1219	65 / 1651	1446 / 656
RC 9542	11	95 / 2.71	120 / 3048	48 / 1219	65 / 1651	1350 / 612
RC 12048	11	120 / 3.428	120 / 3048	54 / 1372	65 / 1651	1450 / 657

Minimum alley width requirements



MODEL	A In / mm	B In / mm
RC 4530	67 / 1700	50 / 1270
RC 5636	77 / 1960	60 / 1520
RC 5642	77 / 1960	67 / 1700
RC 7036	83 / 2110	60 / 1520
RC 7042	83 / 2110	67 / 1700
RC 9542	95 / 2410	67 / 1700
RC 12048	95 / 2410	85 / 2160



CAR-GO

Motorized Feeding Cart

- This motorized feeder cart was designed specially for producers in search of a practical and reliable machine that is easy to maintain and economically priced. The CAR-GO is high-performance and requires little maintenance. It is mechanically driven using a pump equipped differential.



This Car-Go motorized feeder is built to order according to the needs of the individual dairy producer. Certain features are offered as options. Features, specifications and dimensions are subject to change without notice.

Available options



- Electric starter
- 11 HP motor
- Polymer filled front tires
- Two additional front wheels for a total of four



N.B.


The two additional front wheel option is available on models 5636 and 7036 only as they are standard on models 5642, 7042 and 9542



Car-Go Model 7042



Hydrostatic transmission with EATON pump

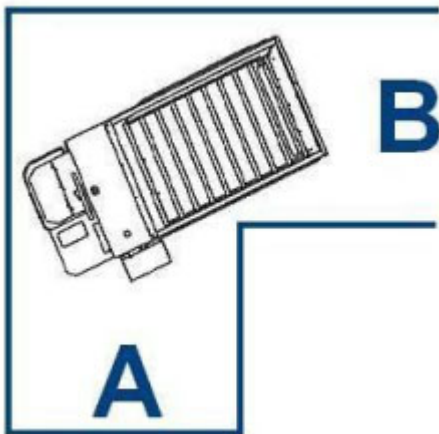


Belt drive

Specifications

MODEL	MOTOR HP	TUB CAPACITY ft ³ / m ³	LENGTH In / mm	WIDTH In / mm	HEIGHT In / mm	WEIGHT
CG 5636	9	56 / 1,60	94 / 2388	42 / 1067	65 / 1651	N / D
CG 5642	9	65 / 1,85	94 / 2388	48 / 1219	65 / 1651	N / D
CG 7036	9	70 / 2	42 / 1067	42 / 1067	65 / 1651	N / D
CG 7042	9	82 / 2,34	48 / 1219	48 / 1219	65 / 1651	N / D
CG 9542	11	95 / 2,71	48 / 1219	48 / 1219	65 / 1651	N / D

Minimum alley width requirements



MODEL	A In / mm	B In / mm
CG 5636	77 / 1960	60 / 1520
CG 5642	77 / 1960	67 / 1700
CG 7036	83 / 2110	60 / 1520
CG 7042	83 / 2110	67 / 1700
CG 9542	95 / 2410	67 / 1700