



PF600

Hay Processor for round and square bales
dry or damp hay
stationary electric

- Cuts round and square bales into short prickly fiber 1-1/2 to 3 in. long (38 - 76 mm) *
- Prickly fiber stimulates enzyme activity in the rumen, promotes cow's health and helps increasing the value of the milk components

*Results may vary according to forage quality (moisture, length of fiber, density).



Some features are optional. Features, specifications and dimensions may vary without notice. Existing machines can be different. Safety guards are removed for viewing. Never operate a machine with missing safety guards. For installation, start up and operation, see the operator's manual supplied with the machine.

Cutting system



FEATURE

High velocity cutting rotor
38 in. wide (965 mm)
42 knives

BENEFIT

- Sharp cut, prickly fiber
- Wide cutting surface and fast processing time
- Uniform, consistent cut throughout the bale
- Fewer knives than most competitors'

Rotor operating on air suspension

- Reduced load at start up
- Low energy consumption
- Efficient use of available power
- Enables single or dual-motor drive

Replaceable, bolt-on knives

- No sharpening
- Fast knife replacement
- Low cost wear parts

Variable tub speed and adjustable cutting grid


- Length of fiber adjustable to the needs of the TMR recipe
- Easy setting




Tub



FEATURE	BENEFIT
High capacity tub Inside diameter: 71 in. (1803 mm)	<ul style="list-style-type: none"> - Handles round and square bales - Holds 1 round bale or 1 large square bale
Loading hopper	<ul style="list-style-type: none"> - Enables easy loading of large square bales, complete or sliced (rotocut)
Double tub	<ul style="list-style-type: none"> - Holds 2 round bales or 1 large square bale
Front or top loading	<ul style="list-style-type: none"> - Compatible with most bale handling devices: large bale conveyor, fork attachment, grapple, bale grabber, stabber
Limit switch to stop tub rotation	<ul style="list-style-type: none"> - Adjustable time delay that enables stopping the front doors in the wanted loading zone



Convenient design



FEATURE	BENEFIT
Compatible with bales of all sizes and dimensions	<ul style="list-style-type: none"> - Only 1 machine required to cut a variety of forage: haylage, balage, dry hay, straw, corn stalks - Holds round bales up to 65 in. (1651 mm), square bales 84 in. (2134 mm)

4-season design	<ul style="list-style-type: none"> - Indoor or outdoor installation
-----------------	--



Discharge auger 12 in. (305 mm)	<ul style="list-style-type: none"> - High output - Links directly to any TMR mixer Series MX
Pneumatic control with pressure gauge	<ul style="list-style-type: none"> - Accurate setting of rotor pressure allows maximum motor efficiency

Electromechanical control panel	<ul style="list-style-type: none"> - Stand-alone control panel, fully compatible with control panels of automated systems - Long-lasting components - Electrical: 200 - 600 VAC Power: 20 - 30 hp (15 - 22 kW)
---------------------------------	---

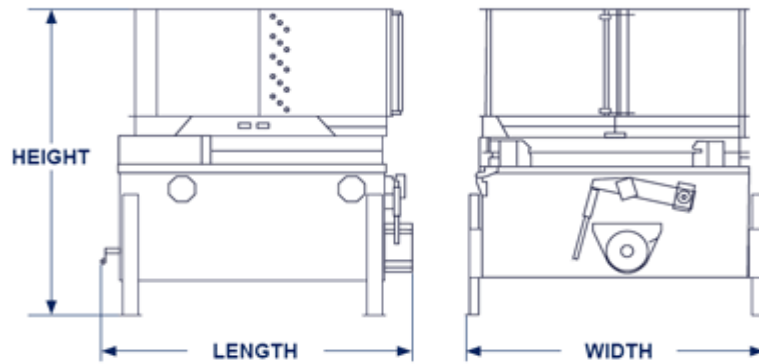
Dimensions

MODEL	LENGTH po / mm	WIDTH po / mm	HEIGHT po / mm	WEIGHT EMPTY* lbs / kg
PF600 stationary with standard tub	92 / 2337	88 / 2235	90 / 2286	3500 / 1588
PF600 stationary with standard tub + loading hopper	92 / 2337	96 / 2438	102 / 2591	3650 / 1656
PF600 stationary double tub	92 / 2337	88 / 2235	123 / 3124	3800 / 1724
PF600 stationary double tub + loading hopper	92 / 2337	96 / 2438	123 / 3124	3950 / 1792

The PF600 is suitable for indoor or outdoor installation.

Area required for installation =
12 X 12 ft. 3658 X 3658 mm

Vertical clearance =
HEIGHT + 48 in. (1219 mm)



PF600

hay processor for round and square bales
power take-off



- ❑ Cuts round and square bales into short prickly fiber 1-1/2 to 3 in. long (38 - 76 mm)*
- ❑ Makes super absorbent bedding straw, suitable for dairy cow, beef, poultry
- ❑ Blower available to fill small bunker, silage box, or to spread straw bedding in poultry house

*Results may vary according to forage quality (moisture, length of fiber, density).

Shown with options for road traveling



Some features are optional. Features, specifications and dimensions may vary without notice. Existing machines can be different. Safety guards are removed for viewing. Never operate a machine with missing safety guards. For installation, start up and operation, see the operator's manual supplied with the machine.



Cutting system



FEATURE

High velocity cutting rotor
38 in. wide (965 mm)
42 or 84 knives

Rotor operating on hydraulic
suspension

Replaceable, bolt-on knives

Variable tub speed and adjustable
cutting grid

BENEFIT

- Sharp cut, prickly fiber
- Wide cutting surface and fast processing time
- Uniform, consistent cut throughout the bale
- Fewer knives than most competitors'

- Reduced load at start up
- Low energy consumption
- Efficient use of available power
- Driven by a tractor 40 to 120 hp

- No sharpening
- Fast knife replacement
- Low cost wear parts

- Length of fiber adjustable to the needs of the TMR recipe
- Easy setting



Cuve



FEATURE

High capacity tub Inside
diameter:
71 in. (1803 mm)

Loading hopper

Front or top loading

Robust tub bearings

BENEFIT

- Handles round and square bales
- Holds 1 round bale or 1 large square bale

- Enables easy loading of large square bales, complete or sliced (rotocut)

- Compatible with most bale handling devices: fork attachment, grapple, bale grabber, stabber

- Bale can be loaded without stopping the tractor provided the rotor is lowered fully

Convenient design

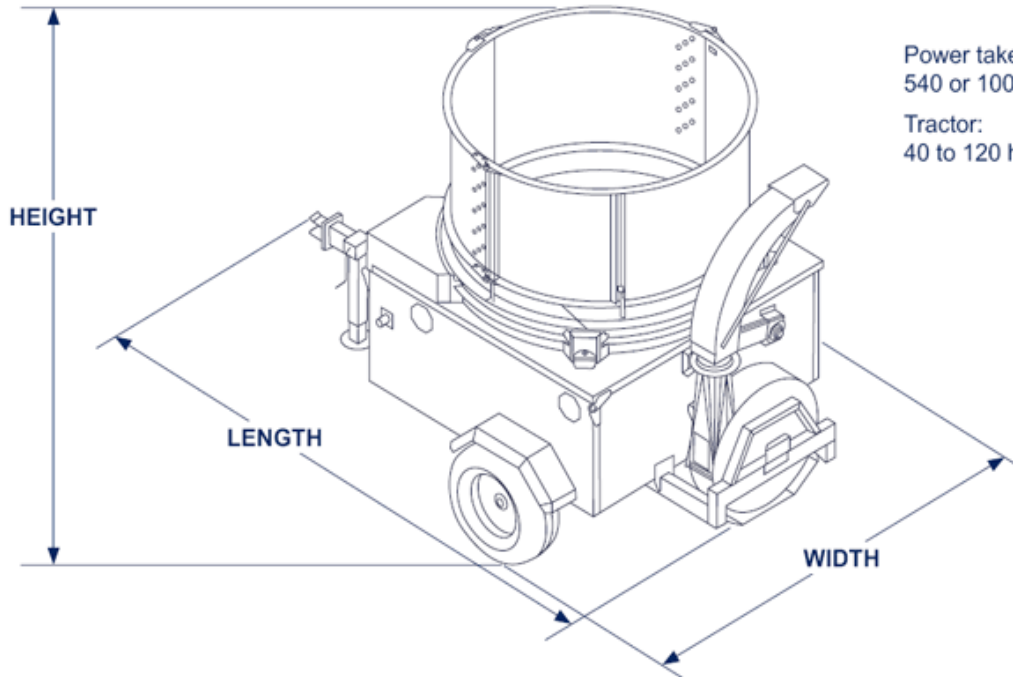


FEATURE	BENEFIT
Compatible with bales of all sizes and dimensions	<ul style="list-style-type: none"> - Only 1 machine required to cut a variety of forage: haylage, balage, dry hay, straw, corn stalks - Holds round bales up to 65 in. (1651 mm), square bales up to 84 in. (2134 mm)
4-season designs	<ul style="list-style-type: none"> - Indoor and outdoor operation - Cuts frozen haylage bales
Heavy duty belt drive	<ul style="list-style-type: none"> - Reliable, low-maintenance mechanism transmitting power to rotor, discharge auger and blower
Rotor suspension and tub velocity controlled by hydraulics	<ul style="list-style-type: none"> - Simple operation - Low maintenance - Durability
Discharge auger 12 in. (305 mm)	<ul style="list-style-type: none"> - High output - Discharge on belt conveyor or using a blower
Inspection doors	<ul style="list-style-type: none"> - Easy access to rotor and drive mechanism



Dimensions

MODEL	LENGTH po / mm	WIDTH po / mm	HEIGHT po / mm	WEIGHT EMPTY* lbs / kg
PF600 PTO with standard tub	156 / 3962	103 / 2616	102 / 2591	4500 / 2041
PF600 PTO with standard tub and loading hopper	156 / 3962	103 / 2616	114 / 2896	4650 / 2109



Power take-off:
540 or 1000 rpm
Tractor:
40 to 120 hp maximum



